


Document Checklist



GETTING OR RENEWING A MA DRIVER'S LICENSE, LEARNER'S PERMIT, OR MA ID CARD?

On March 26, 2018, you need documents showing U.S. citizenship or lawful presence as required by federal and state law. Review the checklist below for the types of documents you will need. All documents **MUST** be originals.

GET READY

STEP 1:

Locate your Social Security Number (Choose 1 document for REAL ID. For a Standard ID, SSN must be verified electronically.)

- SSN Card
- W-2 Form
- SSA-1099 Form
- Non-SSA-1099 Form
- Pay stub with applicant's name and SSN



*Applicant without an SSN must present an SSA denial notice, foreign passport, Visa if applicable, and I-94. Document presented must display full nine digits of SSN.

STEP 2:

Choose one lawful presence/ date of birth document

- U.S. Passport/Passport card
- Certified copy of U.S. birth certificate
- Certificate of Citizenship (Form N-560 or N-561)
- Certificate of Naturalization (Form N-561 or N-570)
- Consular Report of Birth Abroad (Form FS-240, DS-1350, FS-545)
- Permanent Resident Card (Form I-551)
- Employment Authorization Card (Form I-766 or I-688B)
- Foreign Passport with U.S. Visa affixed if applicable, and I-94 Record



*If your current name doesn't match the one that appears on your lawful presence document(s), you must prove the legal name change with an acceptable document in order to qualify for a REAL ID credential. A marriage certificate, divorce decree, or court document all qualify.

STEP 3:

Choose a MA residency document (2 for REAL ID, 1 for MA Standard ID)

- MA RMV-issued documents such as a renewal letter
- State/Federal/Municipal/City/Town/Country Agency-issued documents such as 1st class mail, MA-issued professional license with photo, Medicaid statement, firearms card, jury duty summons, court correspondence, property tax, or excise tax dated within 60 days
- Bills such as a utility bill, credit card statement, or medical statements dated within 60 days
- Lease, mortgage, or rental contract dated within 60 days
- Financial-related documents such as a bank statement with image of personal checks, W-2, pension statement, retirement statement, pay stub, SSA statement, or installment loan contract dated within 60 days
- School-issued documents such as school transcript, proof of enrollment, tuition bill, school record for the current year

GET YOUR LICENSE/ID

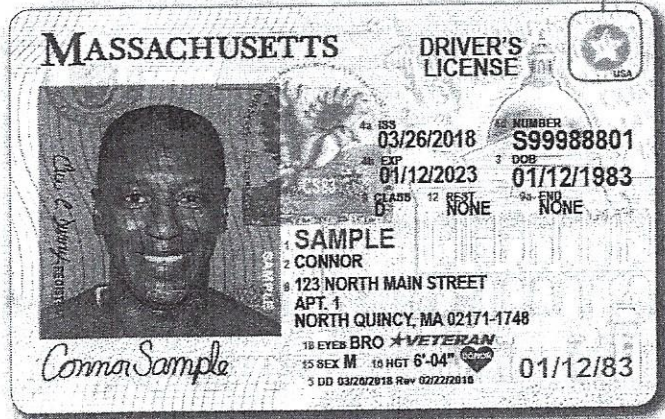
- Start application online at mass.gov/ID.
- For renewals applicants must choose:
 - Standard license or ID card: may be able to complete online.
 - REAL ID license or ID card: must visit a RMV Service Center or a AAA office (if member).
- All first-time applicants must visit a RMV Service Center and bring appropriate documents.
- A REAL ID license/ID costs the same as a Standard license/ID.

GO ONLINE TO LEARN MORE
mass.gov/ID

On March 26, 2018, you need documents showing U.S. citizenship or lawful presence as required by federal and state law and you need to decide which Massachusetts credential you would like.

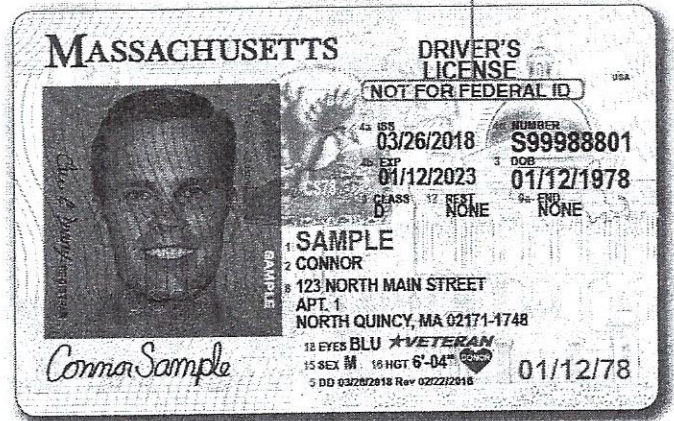
REAL ID
Massachusetts Driver's License/ID Card

Indicator on card is a star to designate that it is a federally compliant card



Standard
Massachusetts Driver's License/ID Card

Indicator on card is 'NOT FOR FEDERAL ID' to designate that it is NOT a federally compliant card



- ✗ CANNOT be processed online – must visit an RMV Service Center or AAA members can visit a AAA branch if not a first-time applicant
- ✓ Proof of U.S. citizenship or lawful presence required
- ✓ Is a valid driver's license or identification card
- ✓ Is valid for up to 5 years or length of stay in the U.S.
- ✓ CAN be used to board a plane in the U.S. or enter federal buildings after October 2020
- ✓ Is an acceptable form of identification for federal purposes

- ✓ CAN potentially be processed online

- ✓ Proof of U.S. citizenship or lawful presence required
- ✓ Is a valid driver's license or identification card
- ✓ Is valid for up to 5 years or length of stay in the U.S.
- ✗ CANNOT be used to board a plane in the U.S. or enter federal buildings after October 2020
- ✗ Is an unacceptable form of identification for federal purposes

SKIP THE LINE, GO ONLINE!

Congratulations on passing your road test! Now all you have to do is pay your fees. Don't wait in line - Pay your fees online! No need to visit an RMV Service Center!

Access www.massrmv.com/payroadtest (within 30 days) and follow the 6 easy steps to pay by credit card, debit card, or e-check. Your permanent license will be mailed to you.

GET READY ONLINE AT
mass.gov/RMV

